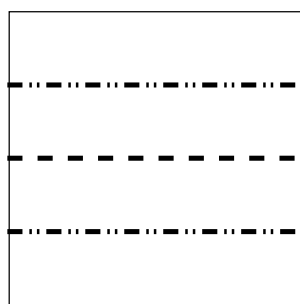



# Coniglio salterino

Cristina Beber e Roberto Gretter, febbraio 2002

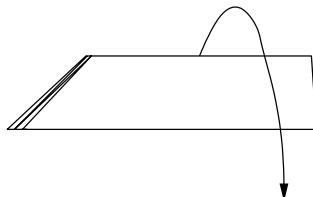
I migliori risultati (salti fino a 2 metri!) si ottengono con cartoncino 6x6 cm; altrimenti usare carta normale 10x10 cm



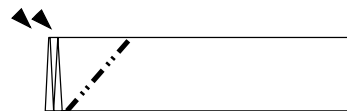
1. dividi in quarti



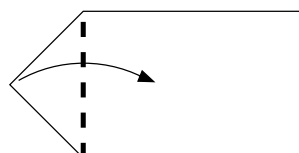
2. piega e riapri



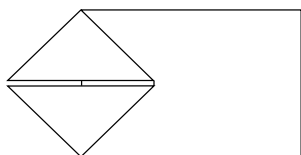
4. apri a meta'



3. fai 2 rovesciate interne

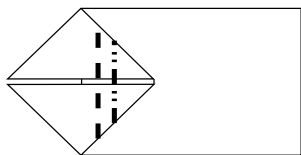


5. piega solo l'aletta sopra

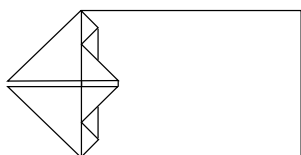


6. ... cosi'

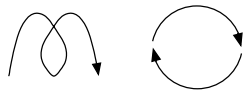
carta  
10x10



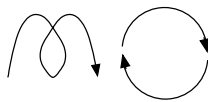
7b. accorcia il musetto



8b. ... cosi'

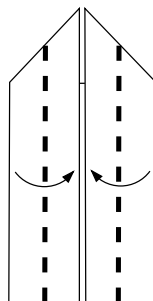


gira e ruota il modello

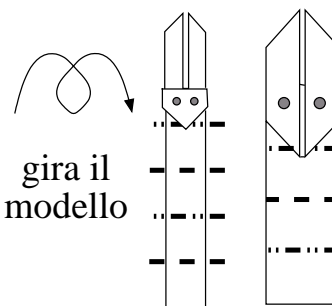


gira e ruota  
il modello

cartoncino 6x6

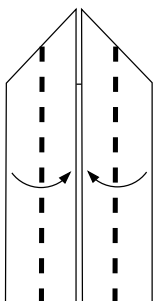


7a. piega  
a valle

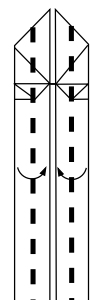


gira il  
modello

8a/11b. piega a  
fisarmonica ... e  
dipingi gli occhietti

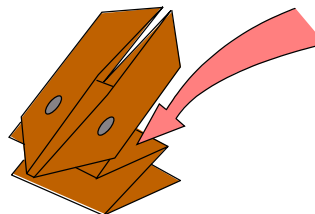


9b. piega  
a valle



10b. piega  
ancora  
a valle

gira il  
modello



10. pronto!  
premi ... e viaaa!!