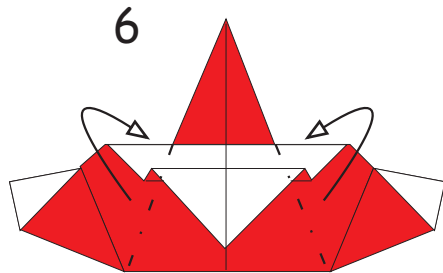
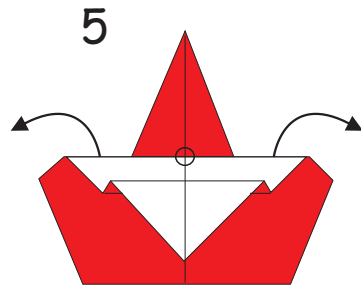
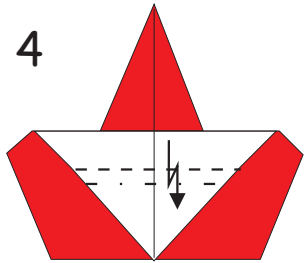
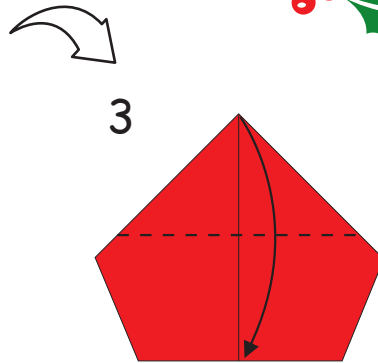
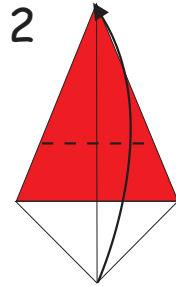
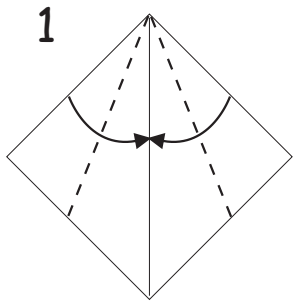
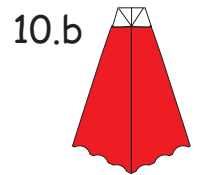
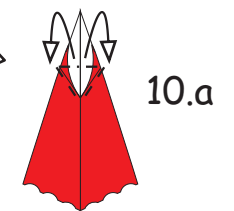
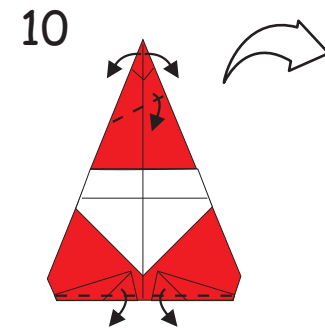
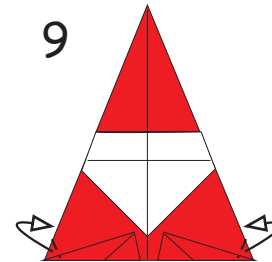
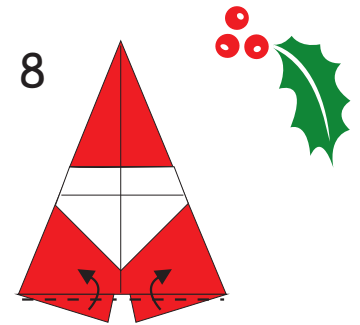
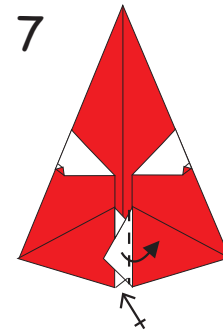


Babbo Natale

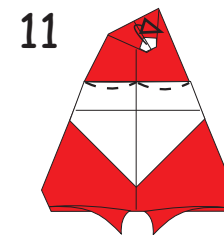
di Federico Scalambra




Usare la piega esistente
come punto di riferimento.



Cambiare colore alla
punta del cappello.



Arricciare le punte dei piedi e la barba.
Abbassare le sopracciglia.



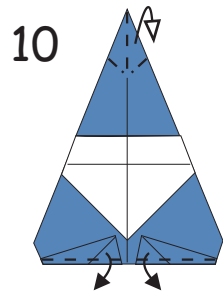
23-9-2002



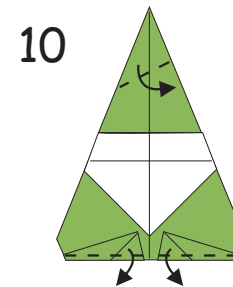
... Mago Merlino

... I Sette Nani

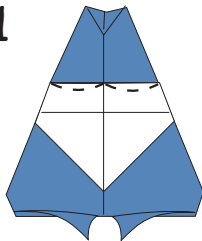
Partire dal diagramma n° 9 di Babbo Natale.



Partire dal diagramma n° 9 di Babbo Natale.

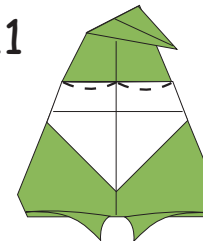


11



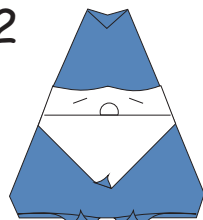
Arrecciare le punte dei piedi e la barba.
Abbassare le sopracciglia.

11

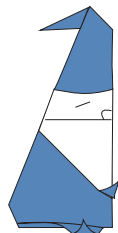


Arrecciare le punte dei piedi e la barba.
Abbassare le sopracciglia.


12



12.a



12



x7

