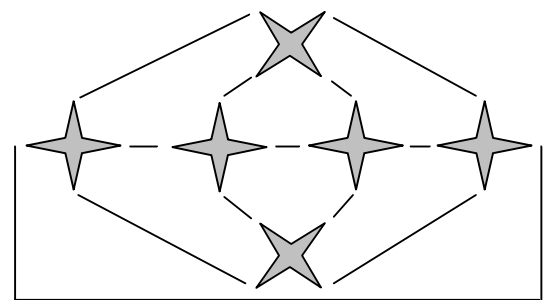
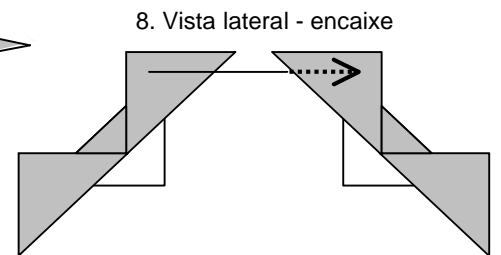
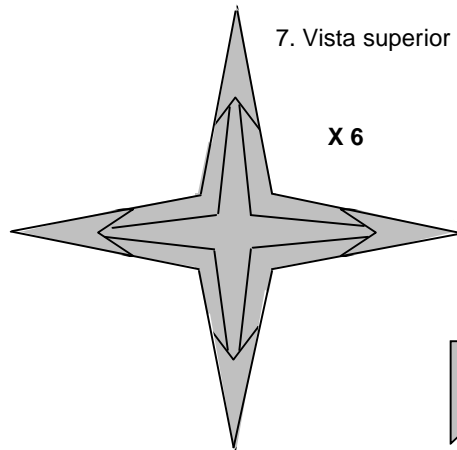
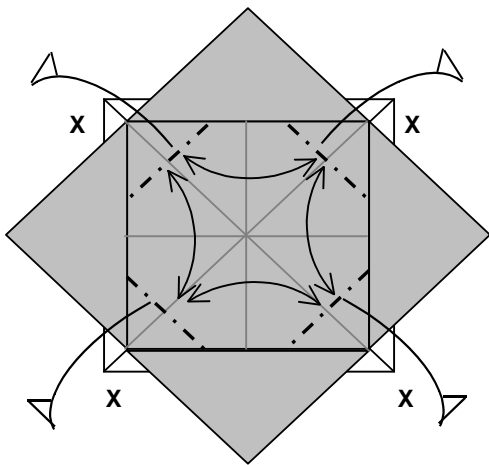


6. Empurre gentilmente as pontas marcadas com X para trás, ao mesmo tempo em que junta as dobras montanha destacadas, aproximando os vértices assim formados do centro.



Montagem

Junino, Márcia Moura, Brasil, 2005
marcia.fisica@telefonica.com.br

- Referências:
- * 3-D Geometric Origami - Rona Gurkewitz e Bennett Arnstein
 - * Kusudama Ball Origami - Makoto Yamaguchi
 - * Polyhedron Origami - Miyuki Kawamura
 - * Kusudama Origami - Tomoko Fuse

